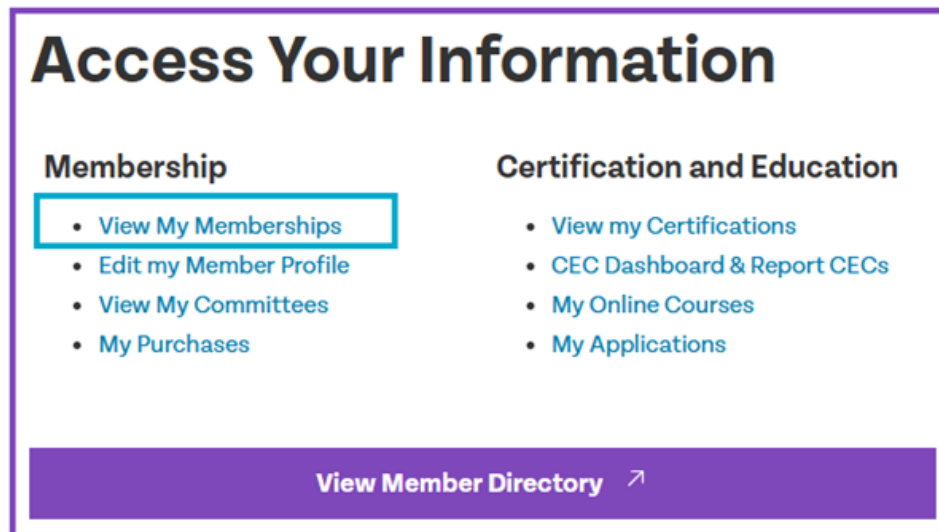



Auto Renewal Management for ACSM Membership

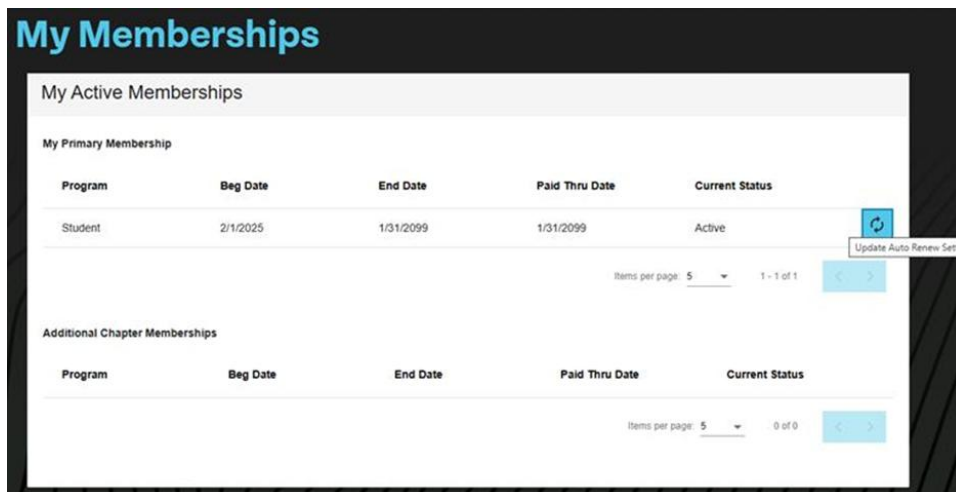
Log into the [ACSM.org](https://www.acsm.org) site.


Once logged in, go to the **MemberHub** (click your name in the upper right corner if you are not on that page after logging in.)

In the **Access Your Information** box, click on **View My Memberships**.

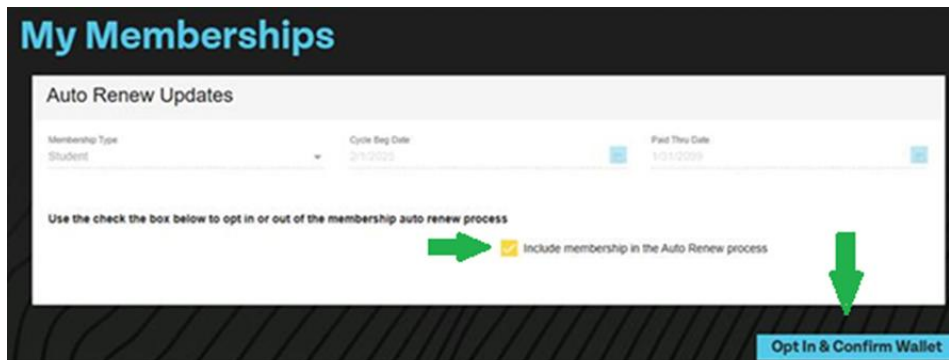


Click on the auto renew icon () to the right of the **Primary Membership**. If you hover over the icon, a tooltip will appear that says 'Update Auto Renew Settings'.



After clicking the auto renew icon () you will be taken to the **Auto Renew Updates** page. Here, you can toggle the Auto Renew feature on or off by checking the box and then clicking the blue button in the lower right corner.

- To **opt in**, the button will read: "**Opt In & Confirm Wallet**"
- To **opt out**, the button will read: "**Save Opt Out**"



My Memberships

Auto Renew Updates

Membership Type: Student Cycle Beg Date: 2/1/2022 Paid Thru Date: 1/31/2023

Use the check the box below to opt in or out of the membership auto renew process

☒ Include membership in the Auto Renew process

Opt In & Confirm Wallet

If you need any further assistance, please let us know at publicinfo@acsm.org.